





# JAGAT TARAN GOLDEN JUBILEE SCHOOL, PRAYAGRAJ



## CLASS 2

### SESSION-2026-27



### EXAM-WISE SYLLABUS

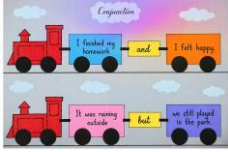

#### SUBJECT: ENGLISH

EXAM	LESSON NO. & NAME		ACTIVITY
PERIODIC TEST -I	<p><b><u>ENGLISH LITERATURE</u></b> <b><u>CHAPTERS: -</u></b></p> <p>1. A Mouse In The House The Swing (Poem)</p> <p>2. For My Babies</p> <p><b><u>NOTE</u></b> – Read and go through the chapters thoroughly in the English textbook and Literature notebook</p>	<p><b><u>ENGLISH LANGUAGE</u></b></p> <p>1. The Sentence</p> <p>a. Questions and Statements b. Jumbled Sentences</p> <p>2. Noun</p> <p>a. Proper Noun b. Common Noun c. Gender</p> <p><b><u>NOTE:</u></b> Practice attempting picture comprehension &amp; comprehension passages. Learn Grammar exercises done in the book and the notebook</p>	<p>1. Activity : <b>Petals of love</b> (for Chapter- For My Babies ) Make a paper flower for your mother. Choose any design. Design 1: Cut a flower with 3 petals, paste your photo, write ‘For Mama’, add straw stem. Design 2: Make a tulip with colored paper, fold petals inward, add straw or ice-cream stick stem. Decorate with dots/hearts &amp; green leaves</p> <div style="display: flex; justify-content: space-around;">  </div> <p>2. Activity: <b>Wear your crown</b></p> <p>3. Make a crown with cardboard that fits your head. Cut a cardboard strip, write one sentence on it, and staple the ends. Decorate with stars/colors.</p> <p><b>Best Options</b> I am kind. I am happy. I can learn. I am brave. I am smart. I do my best. I love my school. I help others.</p> <p>[ For chapter: The Sentences]</p> <p><b><u>Note</u></b> : Refer to the image shown below</p> <div style="text-align: center;">  </div>
PERIODIC TEST –II (HALF YEARLY)	<p><b><u>ENGLISH LITERATURE</u></b> <b><u>CHAPTERS: -</u></b></p> <p>1. A Mouse In The House</p> <p>2. For My Babies</p> <p>3. Dressing Up Day Walk With Grandpa (Poem)</p> <p>4. A Tree For All</p> <p>5. Tubby, The Fat Cat A White Hen (Poem)</p> <p><b><u>ORAL EXAMINATION</u></b></p>	<p><b><u>ENGLISH LANGUAGE</u></b></p> <p>1. The Sentence</p> <p>a. Questions and Statement b. Jumbled Sentences</p> <p>2. Noun</p> <p>a. Proper Noun b. Common Noun c. Gender d. Noun: Number</p> <p>3. Adjectives : Describing Words</p> <p>5. Articles : A, An, The</p> <p>6. Pronouns</p> <p>a. My, Our, Your, His, Her, It’s, Their b. I, We, You, He, She, It, They</p> <p>7. Prepositions: In, On, Behind,</p>	<p><b>Activity Name:</b> A Jar of Adjectives_</p> <p>Take a big cardboard and cut a large jar shape from blue chart paper. For the lid, cut a brown strip and add a white frill below it. Paste the jar on the cardboard. Tie a light blue ribbon on the lid to make it pretty. Now cut small yellow and green slips from chart paper and write adjectives like <b>slim, clean, clever, pretty, weak, curly, fat, short, sweet, slow</b> on them. Fold each slip a little from the middle and paste only one side on the jar so it looks 3D and flaps up. On top, stick an orange paper and write <b>A JAR OF ADJECTIVES</b> in big letters.</p>

	<p><b>RECITATION</b> – The Swing, Walk With Grandpa, A White Hen</p> <p><b>READING</b> – All the lessons of Half Yearly from the Course Book.</p> <p><b>SPELLINGS</b> – COURSE BOOK- Ls. 1,2,3,4,5</p> <p><b>WRITING</b> – COURSE BOOK Ls. 1, 2, 3, 4 &amp; 5</p>	<p>Under 8. Understanding Words – Words often confused, Similar words, Opposites</p> <p>Review 1 (Grammar Book)</p> <p>Paragraph Writing: My Father</p> <p>Rainy season</p> <p><b>NOTE:</b> Practice attempting picture comprehension &amp; comprehension passages. Learn grammar exercises done in the book and the notebook.</p>	 <p><b>Activity Name:</b> A Tree for All*</p> <p>Take your notebook and draw a big brown tree with a thick trunk and many branches using a sketch pen or brown crayon. Now ask each family member to dip their thumb in different water colours and press it on the branches to make colourful leaves. Let the prints dry. Then write the name of each family member next to their thumbprint with a black pen — like <b>Papa, Mummy, Dada, Dadi, Me, Brother, Sister</b>. At the bottom, draw green grass using a green crayon. On top write the heading "<b>MY FAMILY TREE</b>".</p> 
--	---	--	--

**NOTE** – Read and go through the chapters thoroughly in the English textbook and Literature notebook.

<p>PERIODIC TEST –III</p>	<p><b>ENGLISH LITERATURE CHAPTERS:</b> -</p> <p>6. In The Park Little Raindrops (Poem)</p> <p>7. The Sky Is Falling <b>NOTE</b> – Read and go through the chapters thoroughly in the English textbook and Literature notebook</p>	<p><b>ENGLISH LANGUAGE</b></p> <p>1. Verb : Doing Words</p> <p>a. Helping Verbs : Is, Am, Are</p> <p>b. Helping Verbs: Was, Were</p> <p>c. Helping Verbs : Have, Has</p> <p>d. Helping Verbs: Had</p> <p>2. Adjectives : Describing Words</p> <p>Review 2 (Grammar Book)</p> <p><b>NOTE:</b> Practice attempting picture comprehension &amp; comprehension passages. Learn grammar exercises done in the book and the notebook.</p>	 <p>1. Activity : <b>Five Senses Rain Cloud</b></p> <p><b>Materials:</b> Cotton, A4 sheet, 5 blue paper strips, glue</p> <p><b>How to make:</b></p> <ol style="list-style-type: none"> <li>1. Make a big cloud with cotton on top of sheet.</li> <li>2. Hang 5 raindrop strips from it. Label: See, Hear, Touch, Taste, Smell.</li> <li>3. On each drop, draw/write one thing about rain.</li> </ol> <p><b>See:</b>Umbrella   <b>Hear:</b> Pitter-patter   <b>Touch:</b> Wet   <b>Taste:</b>Drops   <b>Smell:</b>Mud</p> <p>2. Activity Name: <b>Mirror of Me – Affirmation Station</b></p> <p>For the activity take 1 round cardboard and a small mirror sheet.</p> <p>Paste the mirror in the middle and make colored circles with words like ‘I am Brave’, ‘I am Kind’, ‘I am Smart’.</p> <p>We will stick these adjective words around the mirror to make our Affirmation Station.</p> 
---------------------------	---	---	--

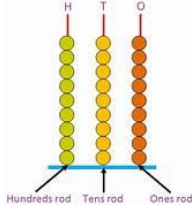
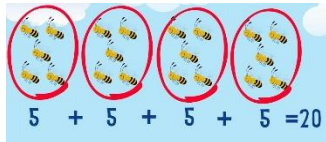
<p>ANNUAL EXAM</p>	<p><b>ENGLISH LITERATURE CHAPTERS: -</b></p> <p>2. For My Babies 4. A Tree For All 6. In The Park Little Raindrops (Poem) 7. The Sky Is Falling 8. Shopping Fun! The Fly (Poem) 9. A Christmas Song Cradle Song (Poem) 10. Sports Day Wheels (Poem)</p> <p><b>ORAL EXAMINATION RECITATION</b> – Little Raindrops, The Fly, Cradle Song, Wheels</p> <p><b>READING</b> – All the lessons of Final Term from the Course Book.</p> <p><b>SPELLINGS</b> – COURSE BOOK Ls. 2,4,6,7,8,9,10</p> <p><b>WRITING</b> – COURSE BOOK Ls. 2, 4, 6, 7, 8, 9 &amp; 10</p> <p><b>NOTE</b> – Read and go through the chapters thoroughly in the English textbook and Literature notebook.</p>	<p><b>ENGLISH LANGUAGE</b></p> <p>1. Noun a. Proper Noun b. Common Noun</p> <p>2. Adjectives : Describing Words</p> <p>3. Articles : A, An, The</p> <p>4. Tense a. Present Tense : Eat, Eats, Go, Goes b. Past tense: It Happened Yesterday</p> <p>5. Prepositions: In, On, Behind, Under</p> <p>6. Conjunctions: And, But, Or</p> <p>7. Understanding Words – Formation Of Words, Rhyming Words, Words With Silent Letters</p> <p>Review 3 (Grammar Book)</p> <p>Paragraph Writing: My Birthday National flag of India</p> <p><b>NOTE:</b> Practice attempting picture comprehension &amp; comprehension passages. Learn grammar exercises done in the book and the notebook.</p>	<p><b>Activity Name:</b>Conjunction Train</p> <p>Cut a red engine and colourful box shapes from chart paper for train coaches. Add black circles for wheels. Write two simple sentences on two big coaches and a conjunction like <b>and, but</b> on a small yellow box between them. Join all parts with black strips to make a train. Paste on cardboard and write <b>Conjunction</b> on top with clouds.</p>  <p><b>Activity Name:</b>Articles Mushrooms_</p> <p>Draw 3 mushrooms in your notebook with red caps and white stems. Write <b>A, AN, THE</b> on the stems. On the caps, draw small circles and write words — for <b>A:</b> _school, tree, river, car, dog_. For <b>AN:</b> _ant, apple, egg, orange, orbit_. For <b>THE:</b> _moon, Taj Mahal, world, sky, sun, air_. Colour the background yellow and add green grass at bottom. Write <b>ARTICLES</b> on top.</p> 
--------------------	---	--	--


**SUBJECT: HINDI**

EXAM	LESSON NO. & NAME		ACTIVITY
	<b><u>HINDI LITERATURE</u></b>	<b><u>HINDI VYAKARAN</u></b>	
<p><b>PERIODIC TEST -I</b></p>	<p>पाठ 1- सुबह हो गई (कविता) पाठ 2- शारा की अनोखी यात्रा पाठ 3- महात्मा और चुहिया</p>	<p>स्वरों की मात्राएं, व्यंजनों का प्रयोग, बिंदु और चंद्रबिंदु, संज्ञा (परिभाषा एवं संबंधित अभ्यास कार्य), विलोम शब्द, वचन, चित्र वर्णन, पाठ 1 से 3 के समस्त अभ्यास कार्य।</p>	<p><b>१. प्रोजेक्ट - "भाव वाला चेहरा"</b> 4-5 गोल चेहरे अलग-अलग रंगों के कागज से (emoji जैसे) बनाइए। हर चेहरे के नीचे एक भाव वाला शब्द लिखिए: खुश, दुखी, गुस्सा, डर। हर भाव से जुड़ा एक छोटा वाक्य भी लिखें (जैसे – "मैं खुश हूँ।")</p>
<p><b>PERIODIC TEST -II (HALF YEARLY)</b></p>	<p>पाठ 1- सुबह हो गई (कविता) पाठ 2- शारा की अनोखी यात्रा पाठ 3- महात्मा और चुहिया पाठ 4- और बुलाओ एक जना</p>	<p>स्वरों की मात्राएं, बिंदु और चंद्रबिंदु, व्यंजनों का प्रयोग, संज्ञा (परिभाषा, भेद - व्यक्तिवाचक,</p>	<p><b>२. प्रोजेक्ट - "पक्षी संसार"</b> 4-5 पक्षियों के चित्र बनाएं या चिपकाएं।</p>

	<p>(कविता) पाठ 5- भीमा गधा पाठ 6- छाता (कविता) पाठ 7- सातवीं पूड़ी</p> <p><b>ORAL EXAMINATION :</b> Recitation: सुबह हो गई, और बुलाओ एक जना, छाता Reading: पाठ 2, पाठ 3, पाठ 5, पाठ 7</p>	<p>जातिवाचक), अनेक शब्दों के लिए एक शब्द, लिंग, वचन, विलोम शब्द, गिनती 1 से 15, अपठित गद्यांश, पाठ 1 से 7 के समस्त अभ्यास कार्य।</p> <p>अनुच्छेद: १) मेरा प्रिय त्योहार २) मेरा विद्यालय</p>	<p>हर पक्षी के लिए लिखें: नाम - रंग - क्या खाता है - कहाँ रहता है -</p>
<b>PERIODIC TEST -III</b>	<p>पाठ 8- बीरबल की बुद्धिमानी पाठ 9- नया नवेला मौसम पाठ 10- बलवान कौन?</p>	<p>सर्वनाम (परिभाषा एवं संबंधित अभ्यास कार्य), ऋ की मात्रा लगाकर शब्द बनाएं, दिनों और महीनों के नाम, विलोम शब्द, शब्दों का क्रम सही करके वाक्य बनाएं, गिनती 1 से 20, अपठित गद्यांश, पाठ 8 से 10 के समस्त अभ्यास कार्य।</p>	<p><b>३. प्रोजेक्ट -</b> "यातायात साधन" 3 प्रकार के वाहन बनाइए: जमीन, पानी, हवा। हर एक के 3 उदाहरण चित्र सहित दीजिए। (बस, कार / नाव / हवाई जहाज)</p>
<b>ANNUAL EXAM</b>	<p>पाठ 8- बीरबल की बुद्धिमानी पाठ 9- नया नवेला मौसम पाठ 10- बलवान कौन? पाठ 11- पानी (कविता) पाठ 12- कुल्हाड़ी का दलिया पाठ 13- बकरी के बच्चे पाठ 14- अगर पेड़ भी चलते होते (कविता)</p> <p><b>ORAL EXAMINATION :</b> Recitation: पानी, अगर पेड़ भी चलते होते Reading: पाठ 8, पाठ 9, पाठ 10, पाठ 12, पाठ 13</p>	<p>संज्ञा (परिभाषा, भेद एवं संबंधित अभ्यास कार्य), सर्वनाम (परिभाषा एवं संबंधित अभ्यास कार्य), विलोम शब्द, वचन, पर्यायवाची शब्द, शब्दों का क्रम सही करके वाक्य बनाएं, क्रिया (परिभाषा एवं संबंधित अभ्यास कार्य), अनेक शब्दों के लिए एक शब्द, विराम चिन्ह (पूर्ण विराम, प्रश्न चिन्ह, अल्प विराम चिन्ह), गिनती 1 से 30, अपठित गद्यांश, पाठ 8 से 14 के समस्त अभ्यास कार्य।</p> <p>अनुच्छेद: १) मेरा पसंदीदा मौसम २) पौष्टिक खाने का महत्व</p>	<p><b>४. प्रोजेक्ट -</b> "विलोम शब्द सीढ़ी" एक सीढ़ी बनाइए। हर पायदान पर एक विलोम शब्द जोड़ी लिखें (जैसे – दिन-रात)। 10 जोड़ी बनाएं। रंगों का उपयोग करें। साफ और सुंदर लिखावट रखें।</p>

**SUBJECT: MATHEMATICS**

EXAM	Chapter No. & NAME	ACTIVITY
<p><b>PERIODIC TEST -I</b></p>	<p>Chapter-1. Numbers up to 500</p> <ul style="list-style-type: none"> <li>★ Number names and numerals(101-500)</li> <li>★ Number Line</li> <li>★ 3-Digit numbers on the abacus</li> <li>★ Before, After and Between</li> <li>★ Comparison of 3 – digit numbers</li> <li>★ Ascending and Descending order</li> <li>★ Place value of the digits.</li> <li>★ Expanded and short form of 3 – digit numbers.</li> <li>★ Odd , Even and ordinal numbers.</li> </ul> <p>Chapter-2. Addition up to 500</p> <ul style="list-style-type: none"> <li>★ Addition</li> <li>★ Properties of addition</li> <li>★ Addition on the number line</li> <li>★ Adding 2-digit numbers</li> </ul> <p>Tables- 2 to 5</p>	<p><b><u>ACTIVITY-1</u></b>– Making of abacus beads.</p>  <p><b><u>ACTIVITY 2-</u></b> Showing of Properties of Addition of with real and Small objects (related with daily life) .</p>
<p>PERIODIC TEST –II (HALF YEARLY)</p>	<p><b>Chapter- 2. Addition up to 500</b></p> <ul style="list-style-type: none"> <li>★ Addition of 2-Digit and 3- Digit Numbers (Without Carry Over)</li> <li>★ Properties of addition</li> <li>★ Word Problems</li> </ul> <p><b>Chapter- 3.Subtraction up to 500</b></p> <ul style="list-style-type: none"> <li>★ Subtraction of 2-Digit and 3- Digit Numbers (Without Borrowing)</li> <li>★ Properties of Subtraction</li> <li>★ Word Problems</li> </ul> <p><b>Chapter-4 Numbers up to 999 (501-1000)</b></p> <ul style="list-style-type: none"> <li>★ Number names and numerals</li> <li>★ 3-Digit numbers on the abacus</li> <li>★ Before, After and Between</li> <li>★ Comparison of 3 – digit numbers</li> <li>★ Ascending and Descending order</li> <li>★ Place value and face value of the digits</li> <li>★ Expanded and short form of 3 – digit numbers</li> <li>★ Odd and Even Numbers</li> </ul> <p><b>Chapter-5 Addition and Subtraction up to 999</b></p> <ul style="list-style-type: none"> <li>★ Addition and Subtraction of 3- Digit Numbers</li> <li>★ Properties of addition and subtraction</li> <li>★ Word Problems</li> </ul> <p><b>Chapter-6 Multiplication</b></p> <ul style="list-style-type: none"> <li>★ Multiplication as repeated addition</li> <li>★ Properties of Multiplication</li> <li>★ Multiplication of 2 – digit and 3-digit numbers by 1- digit number ( Without and With Carry Over)</li> <li>★ Word Problems</li> </ul> <p><b>Chapter-7 Recapitulation of all four operations up to 999</b></p> <ul style="list-style-type: none"> <li>★ Addition and Subtraction sums and word problems</li> <li>★ Multiplication and Division sums</li> </ul>	<p><b><u>Activity-1</u></b> Ascending and Descending order of numbers through Flash cards</p> <p><b><u>Activity-</u></b> <b><u>Project- Students will represent multiplication as repeated addition</u></b></p> 

	<p>and word problems</p> <ul style="list-style-type: none"> <li>➤ Tables- 2 to 8</li> </ul>	
<b>PERIODIC TEST –III</b>	<p><b>Chapter-8 Division</b></p> <ul style="list-style-type: none"> <li>★ Division as equal sharing and grouping</li> <li>★ Division as repeated subtraction</li> <li>★ Multiplication and Division facts</li> <li>★ Division using Multiplication table</li> <li>★ Long Division</li> <li>★ Word Problems</li> </ul> <p><b>Chapter-9 Fractions</b></p> <ul style="list-style-type: none"> <li>★ Fraction</li> <li>★ Types of Fractions- Half, One-Fourth, One-Third</li> </ul>	<p><u>Activity- Students will make types of Fractions by using paper plate</u></p> 
<b>PERIODIC TEST –IV (Annual Exam)</b>	<p><b>Chapter-10 Shapes and Patterns</b></p> <ul style="list-style-type: none"> <li>★ Lines</li> <li>★ Plane Figures and 3 – D Solids</li> <li>★ Faces, Edges and Corners</li> <li>★ Patterns in Geometry</li> <li>★ Patterns in Numbers</li> </ul> <p><b>Chapter-11 Time</b></p> <ul style="list-style-type: none"> <li>★ Reading the time (Write the correct time, Draw the hands of the clock)</li> <li>★ Half past, Quarter past, Quarter to</li> <li>★ Days of the week.</li> <li>★ Months in a year</li> <li>★ Calendar</li> </ul> <p><b>Chapter-12 Money</b></p> <ul style="list-style-type: none"> <li>★ Read and Write Money</li> <li>★ Addition and Subtraction of Rupees and Paise</li> <li>★ Statement Sums on Money</li> </ul> <p><b>Chapter-13 Measurement</b></p> <ul style="list-style-type: none"> <li>★ Length ( non- standard units of length)</li> <li>★ Weight ( standard units of weight)</li> <li>★ Capacity ( standard units of capacity)</li> <li>★ Addition and Subtraction of lengths, weights and capacity</li> <li>★ Statement sums on length, weights and capacity</li> </ul> <p><b>Chapter-14 Data Handling</b></p> <ul style="list-style-type: none"> <li>★ Data, Pictograph</li> <li>★ Statement sums on addition, subtraction, Multiplication and division</li> </ul> <p><b>NOTE-</b> All the exercises completed in the Maths Textbook and Notebook (Class-work Copy).</p> <ul style="list-style-type: none"> <li>★ Tables- 2 to 10</li> </ul>	<p><b>Activity-</b> Making of different 3-D shapes Cuboid, Cube, Sphere, Cylinder by using old newspaper</p> <p><b>Integrated Activity of Chapters-</b> Shapes, Money, Measurement, Data Handling</p> <p>Collection of data (like-Price of item, quantity of item, Shape of item holder) in which students will collect the information of different four items</p>

**SUBJECT: EVS**

EXAM	LESSON NO. & NAME	ACTIVITY
PERIODIC TEST -I	Chapter-1: Body and Health Chapter-2: Inside My Body Chapter-4: Houses We Live In	1. "My Healthy Plate" Students will draw or paste pictures of healthy foods (fruits, vegetables, milk, etc.) on a paper plate or A4 sheet. They will also add 1–2 lines about healthy eating habits.
PERIODIC TEST –II (HALF YEARLY)	Chapter-3: Family and Friends Chapter-4: Houses We Live In Chapter-5: Food We Eat Chapter-6: Clothes We Wear Chapter-7: Days to celebrate Chapter-13 : Save the Earth	2. "My Dream House" Students will draw and colour a house of their choice (hut, flat, bungalow, etc.) on an A4 sheet and decorate it creatively. They will write 1–2 lines about their house.
PERIODIC TEST – III	Chapter-8: Neighbourhood helpers and services Chapter-9: Map of India Chapter-11: Weather and Seasons	3. "People Who Help Us" Students will draw any one helper (doctor, teacher, police, etc.) and write 1–2 lines about their work.
ANNUAL EXAM	Chapter-10: Plants and Animals around us Chapter-11: Weather and Seasons Chapter-12: Earth and it's Neighbours Chapter-14: Means of Communication Chapter-15: Transport and safety Chapter-16: Games we play	4. "My India Map" Students will colour a simple outline map of India and mark their state.
NOTE :- Read the chapters thoroughly. Learn all the exercises completed in the E.V.S textbook and notebook (class work copy).		

**SUBJECT: COMPUTER**

EXAM	LESSON NO. & NAME	ACTIVITY
PERIODIC TEST -I	Ls 1- More on Computer Ls 2- Computer Devices	<b><u>ACTIVITY</u></b> 1. Draw the working of Computer-IPO cycle Input → Process → Output 2. Draw one-one Input, Output and Storage device.
PERIODIC TEST – II (HALF YEARLY)	Ls 1- More on Computer Ls 2- Computer Devices Ls 3- Using a Mouse and Keyboard Ls 4- Typing in WordPad	<b><u>PRACTICAL/ Viva</u></b> 1) Input , Output and Storage device 2) IPO cycle 3) Type- <ul style="list-style-type: none"> <li>• The name of your name</li> <li>• The name of your City and Country</li> </ul>
PERIODIC TEST – III	Ls 5- More on MS Paint Ls 6- Introduction to Scratch	1. Draw and colour different shapes. 2. Use Scratch codes to move and run different characters.
ANNUAL EXAM	Ls 2- Computer Devices Ls 4- Typing in WordPad Ls 5- More on MS Paint Ls 6- Introduction to Scratch Ls 7- Smart friends: AI and Internet	<b><u>PRACTICAL</u></b> 1) Create an animation in ScratchJr by adding a scene of space.

**SUBJECT: BANGLA**

<b>EXAM</b>	<b>LESSION NO. &amp; NAME</b>	<b>ACTIVITY</b>
<b>PERIODIC TEST -1</b>	1.अ-उ क-ख 2. Numbers in bagla. (1-50) 3. Match the following letters. 4. Missing number in bangla. 5. Count and write numbers in bangla. 6. Two letter words in bangla. 7. Writing practice in bangle letters.	1. Paste the picture of any four objects which starts with letter अ & क.
<b>PERIODIC TEST-2 HALF YEARLY</b>	1. क से चंद्रविंदु (in bangla ) 2.अ से औ (in bangla ) 3. Numbers in bangla (1-70) 4. Match the following letters. 5. Convert number in bangla 6. Poem and word meaning "alu kopi motor" 7. Two and Three letter words in bangla. 8. Count and write numbers in bangla.	2. Students have to match the numbers in bangla and English.
<b>PERIODIC TEST -3</b>	1.अ से औ (in bangla) क से चंद्रविंदु (in bangla) 2 Numbers in bangla. १-१०० (1-100) 3. Match the following letters and number. 4. Missing numbers in bangla. 5. Count and write numbers in bangla. 6. Writing practice in bangla letters.	<b>ACTIVITY</b> 1. Students have to count the pictures and write the numbers in bangla.
<b>ANNUAL EXAM</b>	1.अ से औ (in bangla ) क से चंद्रविंदु(in bangle) 2. Numbers in bangla. १-१०० (1-100) 3. Poem and word meaning "shokal bela shonali rod" 4. Match the following letters and number. 5. Missing numbers in bangla 6. Count and write numbers in bangla. 7. Two and Three letter words in bangla. And revision.	2. Students have to write the missing numbers in bangla.

**SUBJECT: GENERAL KNOWLEDGE**

<b>EXAM</b>	<b>LESSON NO. &amp; NAME</b>
<b>PERIODIC TEST –II (HALF YEARLY)</b>	1) Natures Nest [pg no. 7 to 13] 2) India Infinite [pg no. 14 to 19] 3) Super Science [pg no. 20 to 25] Fun Spot – The Game of 2 [pg no. 26 ] Fun Spot – The Game of 4 [pg no. 27] 4) Book Worm [pg no. 28 to 33] 5) Wonder World [pg no. 34 & 35] Model Test Paper- I Current Affairs
<b>ANNUAL EXAM</b>	5) Wonder World [pg no. 36 to 39] 6) Sport Light [pg no. 40 to 45] 7) Everyday Skills [pg no. 46 to 50] 8) Mixed Bag [ pg no.51 to 54] 9) Think tank [ pg no.55 to 59] Model Test Paper- II News Recap Current Affairs

**SUBJECT: VALUE EDUCATION**

EXAM	LESSON NO. & NAME
PERIODIC TEST –II (HALF YEARLY)	1. My Body 2. Safe Touch, Unsafe Touch 3. Friends 4. Being Cheerful Pledge, School Prayer
ANNUAL EXAM	5. Getting Over Our Fears 6. Helping Others 7. Enjoying Differences 8. Secrets Pledge, School Prayer

**SUBJECT: MUSIC**

EXAM	LESSON NO. & NAME
PERIODIC TEST –II (HALF YEARLY)	1) वंदे मातरम [Full song ] 2) अलंकार\ दादरा ताल 3) हम होंगे कामयाब 4) नानी तेरी मोरनी (song) 5) We Shall OverCome (song) 6) सारे जहां से अच्छा (देशगीत) 7) Be careful little Eyes (Song) 8) विद्यालय गान
ANNUAL EXAM	1. नन्हा मुन्ना राही हू (Song) 2. अलंकार 3. ताल कहरवा / Theory and practical 4. Clap your hand (song) 5. दादरा ताल/ Theory and practical 6. Revision of all songs

**SUBJECT: ART/ CRAFT**

EXAM	LESSON NO. & NAME	
PERIODIC TEST – II (HALF YEARLY)	<ol style="list-style-type: none"><li>1. A friend</li><li>2. Puzzle fruits</li><li>3. Night owl</li><li>4. Trolling turtle</li><li>5. The magician</li><li>6. Christmas tree</li><li>7. A turtle</li><li>8. Moustache man</li><li>9. Princess</li><li>10. Different faces</li><li>11. Flower garden</li><li>12. An aeroplane</li><li>13. Hey you</li><li>14. A bird</li><li>15. A clown face</li><li>16. Ice cream cone</li><li>17. A Kitty</li><li>18. Body movements</li><li>19. A lion</li></ol>	<b><u>CRAFT :-</u></b> <ol style="list-style-type: none"><li>1.) Earth’s Day Headgear</li><li>2.) Mother’s Day Card</li><li>3.) Father’s Day Card</li><li>4.) Independence Day Craft</li></ol>
ANNUAL EXAM	<ol style="list-style-type: none"><li>1. A Penguin</li><li>2. Sitting owl</li><li>3. Colour division</li><li>4. Save the tree</li><li>5. Dancing peacock</li><li>6. Morning buzz</li><li>7. Bonfire</li><li>8. Quack Quack</li><li>9. Cotton Plant</li><li>10. Message Bird</li><li>11. Petals</li><li>12. Veggy flowers</li><li>13. Morning glory</li><li>14. Fireworks</li><li>15. Hello Santa</li><li>16. Bottle flower</li><li>17. A Father's Day Card</li><li>18. Handprint painting</li><li>19. Hi Sunny</li></ol>	<b><u>CRAFT:-</u></b> <ol style="list-style-type: none"><li>1.) Diwali Craft</li><li>2.) Christmas Craft</li><li>3.) New Year Card</li></ol>

**SUBJECT:PT / GAMES**

EXAM	LESSON NO. & NAME
PERIODIC TEST –II (HALF YEARLY)	<ol style="list-style-type: none"><li>1. Basic exercise on the spot jump, head rotation, shoulder rotation, arms rotation, wrist rotation, forward and backward bending</li><li>2. Yoga poses Anulom vilom, Trikonasana, Vajrasana, Tadasana</li><li>3. Fun Games - catch and throw, in and out, up and down, passing the ball</li><li>4. Mass P.T.</li><li>5. March past- Stand at ease and attention ,mark time March, Right about turn.</li></ol>
ANNUAL EXAM	<ol style="list-style-type: none"><li>1. Warm up activity-on the spot jumping, zigzag jumping, forward and backward bending ,leg rotation,</li><li>2. March past-spot marching, Right about turn left about turn, <b>Mark time march</b><ol style="list-style-type: none"><li>1) P.T. drill 1to16 Count</li><li>2) Standing yoga poses-Tadasana, Trikonasana Ardhchakrasana chakrasana</li><li>3) Games - fast throwing ball, quickly receive the ball, Ludo, Dodgeball</li></ol></li></ol>