







JAGAT TARAN GOLDEN JUBILEE SCHOOL, PRAYAGRAJ



CLASS 1

SESSION- 2026-27

EXAM-WISE SYLLABUS

SUBJECT: ENGLISH

EXAM	LESSON NO. & NAME		ACTIVITY
PERIODIC TEST -I	<u>ENGLISH LITERATURE</u> Lesson 1- A New Baby Baby Beds (Poem) Lesson 2- The Little Bird	<u>ENGLISH GRAMMAR</u> 1. Vowels and Consonants 2. Sentences – a. Use of full stop b. Use of question mark 3. Capital Letters 4. Nouns a. Common Noun b. Proper Noun c. Noun Number d. Gender 5. Review 1 6. Picture Comprehension	1) The Noun Train : Make a Noun Train using Cardboard/Colour Papers  2) My Helping Hands Activity: Trace your hand on colored paper, cut 5 hands, and write one way you help at home on each finger. Paste them on a sheet. 
PERIODIC TEST –II (HALF YEARLY)	<u>English Literature:</u> Lesson 1- A New Baby Baby Beds (Poem) Lesson 2- The Little Bird Lesson 3- What Are They Doing ? My Magic Shell (Poem) Lesson 4- A Happy Family The Day has Begun (Poem) Lesson 5- Off to School <u>ORAL EXAMINATION:</u> Reading: Lesson 1, 2, 3, 4, 5 Poems for Recitation: Baby Bed, My Magic Shell, The Day Has Begun Dictation: From the Literature book (Lesson 1,2,3,4,5) Hand Writing	<u>English Grammar:</u> 1) Vowels and Consonants 2) Sentences a) Use of full stop b) Use of question mark 3) Capital Letters 4) Nouns a) Common Noun b) Proper Noun c) Noun Number d) Gender 5) Articles : (A, An, The) 6) Pronouns a) This ,That, These, Those b) I, You , He , She , It c) We , You , They 7) Adjectives : Describing Words 8) Prepositions Use of in , on , under , near 9) Understanding Words a. Words often confused b. Rhyming words c. Missing vowels Review 1 , 2 Picture Composition , Comprehension passage	 Activity: Vowel Caterpillar Take colourful chart paper and cut 6 big circles - one for the caterpillar's face and five for its body. Write the vowels a, e, i, o, u on the five body circles with a black marker. Draw a smiley face on the first circle and add small legs under each circle. Now cut a small honeybee and the word VOWELS in glitter paper. Paste the bee above the caterpillar holding the VOWELS sign. Your fun vowels caterpillar is ready!  Activity Name: Ice-Cream Scoops of 'Be' _ □

			<p>To make this activity, first cut 3 cone shapes from brown chart paper and draw lines to make them look like waffle cones. Paste small white slips at the bottom of each cone and write am, is, are on them. Then cut 7 colourful ice-cream scoops from different chart papers and write the pronouns I, He, She, It, You, We, They on each scoop with a black marker. Now arrange the scoops on the cones — place I on the am cone, He, She, It on the *is* cone, and *You, We, They on the are cone. Paste everything neatly on a chart or file paper.</p>
<p>PERIODIC TEST –III</p>	<p><u>English Literature:</u> Lesson 6- Gopa's Chair If I Find a Fairy (Poem) Lesson 7- Jungle book Books (Poem)</p>	<p><u>English Grammar:</u></p> <ol style="list-style-type: none"> Verbs Helping Verbs <ol style="list-style-type: none"> Is , Am , Are Has , Have Prepositions Use of in , on , under , near <p>Comprehension passage</p>	<ol style="list-style-type: none"> Bookmark Buddy : Cut a strip of old cardboard/newspaper. Decorate it with pictures of things from the poem — blue bird, butterfly, elephant, trees. Write 'I like books!' on it.  <ol style="list-style-type: none"> Doing Words Wall Hanging: Make a 'Doing Words Wall Hanging' using colored paper/ cardboard/ arrows and write 8 action words — dance, laugh, write, eat, study, smile, walk, sleep. 

ANNUAL EXAM

English Literature:

Lesson 5- Off To School
 Lesson 7- Jungle School
 Lesson 8- Little Spider's First Web
 Look at the Moon! (**Poem**)
 Lesson 9- The Magic Seed
 Lesson 10- The Happy Train
 My Ball (**Poem**)

ORAL EXAMINATION:

Reading: Lesson 5,7,8,9,10
 Poems for Recitation: If I Find a Fairy, Books, Look at the Moon! ,My Ball
 Dictation: From the Literature book (Lesson 5, 7, 8, 9, 10)
 Hand Writing

NOTE:

Read the chapters thoroughly.
 Learn all the exercises done in book and notebook.
 Practice attempting Comprehension passages.
 Learn grammar exercises done in the book and the notebook.

English Grammar :

- 1) Nouns
 - a) Common Noun
 - b) Proper Noun
 - c) Noun Number
 - d) Gender
 - 2) Verbs
 - 3) Helping Verbs
 - a. Is , Am , Are
 - b. Has , Have
 - 4) Articles : (A, An, The)
 - 5) Adjectives : Describing Words
 - 6) Pronouns -Use of This ,That, These, Those
 - 7) Prepositions- Use of in , on , under , near
 - 8) Understanding Words
 - 9) Review 3
- Comprehension passage
 Paragraph Writing: My Family, My Favourite Festival.




Activity: Pom-Pom Positions: Learn Prepositions

Take a cardboard base and paste 9 colourful cup shapes cut from chart paper in 3 rows. Write the prepositions **in, on, under, in front of, behind, next to, between, near** on orange slips and stick each slip below a cup. Use one pom-pom ball to show positions — put it **in, on, under, in front of, behind, next to, between,** and **near** the cups as per the labels.

Activity Name: All About Me Poster

Short Explanation for Class 1:
 This is a fun worksheet where each child fills details about themselves. Kids write their **name, age**, draw their **photo** in the frame, colour their **favourite colour**, write **favourite foods**, what they are **good at**, and their **superpower**. It helps children introduce themselves, build confidence, and know their classmates better.










SUBJECT: HINDI

EXAM	LESSON NO. & NAME	ACTIVITY	
सावधिक परीक्षा- १	हिंदी साहित्य- पाठ: १.दो बिल्लियाँ (चित्रकथा) २. बादल आया (कविता) ३. हाथ साफ़ कर खाना	हिंदी व्याकरण-दो,तीन,चार वर्णों वाले शब्द,स्वरों की मात्राएँ(अ-औ),वाक्य रचना, सही क्रम में लिखना, पूर्ण विराम, प्रश्नवाचक चिह्न,एक-अनेक,गिनती (१-५), अपठित	क्रियात्मक कार्य १:- रंगीन कागज़ का प्रयोग करके फूल बनाएँ और उसमें स्वरों को लिखें।
सावधिक परीक्षा-२(अर्धवार्षिक परीक्षा)	हिंदी साहित्य- पाठ: १.दो बिल्लियाँ(चित्रकथा) २.बादल आया(कविता) ३.हाथ साफ़ कर खाना ४.मकड़ी(कविता) ५.नानी की कहानी(कविता) ६.मुर्गा(कविता) ७.लालची कुत्ता (चित्रकथा) ८.केले के छिलके (कविता)	हिंदी व्याकरण-स्वरों की मात्राएँ(अ-औ),वाक्य रचना, सही क्रम में लिखना,एक-अनेक,नाम वाले शब्द (संज्ञा),उल्टे अर्थ वाले शब्द,गिनती(१-१०), अपठित अनुच्छेद लेखन- तोता और मेरा घर Reading- pgs- 15,16,17,20,23,28,29,33,39,43,51and 57 Recitation- बादल आया, मकड़ी, नानी की कहानी, मुर्गा, केले के छिलके (कोई दो कविता)	क्रियात्मक कार्य २:- एक रॉकेट का चित्र बनाकर उसे तीन भागों में बाँटकर हर भाग में एक शब्द समूह लिखिए (2,3और 4 अक्षरों वाले शब्द)।
सावधिक परीक्षा-३	हिंदी साहित्य- पाठ:- १.बैल (कविता) २.कोयल (कविता) ३.मौली मौसी (कविता) ४.प्यासा कौआ (चित्रकथा)	हिंदी व्याकरण-स्वरों की मात्राएँ(ओ-औ), वाक्य रचना, सही क्रम में लिखना,बिंदु और चंद्रबिंदु,हिंदी गिनती(१-१०),लिंग बदलो,एक है हम पर नाम अनेक(समानार्थी),एक-अनेक, अपठित।	क्रियात्मक कार्य १ – कार्डबोर्ड की सहायता से हिंदी अंकों(१-१२) का प्रयोग करके घड़ी बनाइए।
वार्षिक परीक्षा	हिंदी साहित्य- पाठ: १.बादल आया(कविता) २.नानी की कहानी(कविता) ३.प्यासा कौआ (चित्रकथा) ४.केले के छिलके (कविता) ५.लाल बत्ती (कविता) ६.रंग-बिरंगी तितली(कविता) ७.काँव-काँव (कविता)	हिंदी व्याकरण-स्वरों की मात्राएँ(अ-औ),वाक्य रचना, सही क्रम में लिखना, पूर्ण विराम,प्रश्नवाचक चिह्न,बिंदु और चंद्रबिंदु,नाम वाले शब्द(संज्ञा),उल्टे अर्थ वाले शब्द,हिन्दी गिनती(१-१०),लिंग बदलो,एक-अनेक, एक है हम पर नाम अनेक	क्रियात्मक कार्य २ - एक टोकरी का चित्र बनाकर उसमें 5 संज्ञा शब्दों के चित्र लगाएँ और उनका नाम लिखें ।

<p>८.खिलौने वाला(कविता) ९.गिनती (कविता) १०.मुनमुन (कहानी) ११.मेहमान पिल्ला (संवाद)</p>	<p>अनेक(समानार्थी),संयुक्त व्यंजन,संयुक्ताक्षर,र के विभिन्न रूप, अपठित गद्यांश अनुच्छेद लेखन- पालतू पशु(कुत्ता)और मेरा प्रिय फल Reading- pgs- 62,67,75,79,95,96,97,9 9 and 100 Recitation-लाल बत्ती, रंग- बिरंगी तितली, खिलौनेवाला, गिनती (कोई दो कविता)</p>	
---	--	--





SUBJECT: MATHEMATICS

EXAM	CHAPTER NO. & NAME	ACTIVITY
<p>PERIODIC TEST - 1</p>	<p>Chapter – Playing with Numbers (0 to 50)</p> <ul style="list-style-type: none"> • Numbers and number names • Understanding zero • Number Line • Forward and backward counting • Before, after and between • Comparison of Numbers • Ordering of numbers (ascending and descending order) • Estimation • Ordinal Numbers <p>Chapter – Addition (1 digit)</p> <ul style="list-style-type: none"> • Addition on the number line • Properties of addition • Adding number horizontally and vertically <p>Table 2 to 4</p>	<p>Stick sticky notes according to the number written on the face.</p>  <p>Solve the sums given on butterfly wings and paste stickers according to the correct answers.</p>
<p>PERIODIC TEST – 2 (HALF YEARLY)</p>	<p>Playing with Numbers (0 to 100)</p> <ul style="list-style-type: none"> • Numbers and number names • Before, after and between • Comparison of Numbers • Ordering of numbers (ascending and descending order) • Ordinal Numbers <p>Chapter – Addition (1 digit)</p> <ul style="list-style-type: none"> • Addition on the number line • Properties of addition • Adding number horizontally and vertically • Word Problems (1 digit) <p>Chapter – Subtraction (1 digit)</p> <ul style="list-style-type: none"> • Subtraction on number line • Properties of subtraction • Subtracting Number horizontally and vertically • Word Problems (1 digit) <p>Chapter – Multiplication</p>	<p>Make a kite and will write ordinal numbers on its string.</p>  <p>Make a pouch and paste coin-shaped circles on it, on which skip counting numbers will be written.</p>

	<ul style="list-style-type: none"> • Repeated addition • Skip Counting <p>Measurement</p> <ul style="list-style-type: none"> • Measuring length • Measuring weight • Measuring capacity <p>Chapter – Table 2 to 6</p>	
<p>PERIODIC TEST - 3</p>	<p>Playing with Numbers (0 to 150)</p> <ul style="list-style-type: none"> • Numbers and number names • Before, after and between • Comparison of Numbers • Ordering of numbers (ascending and descending order) • Skip Counting <p>Chapter – Addition and Subtraction (2 digits)</p> <ul style="list-style-type: none"> • Adding 2-digit numbers (without carryover) • Subtraction 2-digit numbers (without borrowing) • Word Problems (2 digit) <p>Chapter – Shapes and Patterns</p> <ul style="list-style-type: none"> • Plane shapes • Solid shapes • Rolling and sliding • Patterns <p>Table 2 to 8</p>	<p>Match sums and answers written on egg shells to complete the egg shapes.</p>  <p>Make different shapes using ice cream sticks.</p> 
<p>ANNUAL EXAMINATION</p>	<p>Playing with Numbers (0 to 200)</p> <ul style="list-style-type: none"> • Numbers and number names • Before, after and between • Comparison of Numbers • Ordering of numbers (ascending and descending order) <p>Chapter – Addition and Subtraction (2 digits)</p> <ul style="list-style-type: none"> • Adding 2-digit numbers (without carryover) • Subtraction 2-digit numbers (without borrowing) • Word Problems (2 digit) <p>Chapter – Multiplication</p> <ul style="list-style-type: none"> • Repeated addition • Skip Counting <p>Chapter – Shapes and Patterns</p> <ul style="list-style-type: none"> • Plane shapes • Solid shapes • Rolling and sliding • Patterns <p>Chapter – Time</p> <ul style="list-style-type: none"> • Reading of time • Days of a week • Months of a year • Seasons <p>Chapter- Money</p> <ul style="list-style-type: none"> • Introduction of coins and notes • Addition of notes and coins 	<p>Representing sums by making cupcakes and pasting small balls on them to the given numbers.</p>  <p>Decorate a disposable glass and convert it into a piggy bank.</p> 

	<p>Chapter – Data Handling</p> <ul style="list-style-type: none"> • Pictograph <p>Table 2 to 10</p> <p>Note- Practice all the exercises completed in the Maths Text book and Notebook (Class Work Copy)</p>	
--	---	--

SUBJECT: EVS

Exam	Lesson No. & Name	Activity
PERIODIC TEST – 1	<p>Chapter 1 – About Me Chapter 2 – My Body Chapter 3 – My Family and Friends Chapter 9- Our Nation</p>	<p>1. Make a handprint on paper and label each finger with family members like father, mother and siblings by drawing their faces on it.</p>  <p>Filling the outline Map of India by using small paper pieces of tricolour (Saffron, White and Green) to create a beautiful mosaic of our Nation.</p>
PERIODIC TEST – 2 (HALF YEARLY)	<p>Chapter 3 – My Family and Friends Chapter 4 – My House and School Chapter 6 – Keeping Healthy and Safe Chapter 7 – Places of Worship and our Festivals Chapter 9 – Our Nation Chapter 11 - Air and Water</p>	<p>1. Paste the wrappers of five different items that help in keeping them healthy and safe.</p> <p>Paste the pictures of Places of worship in their notebooks.</p>
PERIODIC TEST - 3	<p>Chapter 5 – My Food Habits Chapter 8 – People Who Help Us Chapter 10- Plants and Animals Around Us</p>	<p>1. Turning dry leaves into different insects by pasting and creatively adding eyes and legs to it.</p>  <p>1.) Making simple badge by drawing, colouring and writing 'Thank You' of any one helper like doctor, teacher, police, etc.</p>
ANNUAL EXAM	<p>Chapter 5 – My Food Habits Chapter 7 – Places of worship and our Festivals Chapter 8 – People Who Help Us Chapter 12 – Seasons in India Chapter 13 – The Earth and the sky Chapter 14 – How Do We Travel? Chapter 15 – Games We Play</p>	<p>1. Colour the tree leaves representing different seasons.</p>  <p>2. Create a small aeroplane using clothespin.</p> 

SUBJECT: COMPUTER

EXAM	LESSON NO. & NAME	ACTIVITY
PERIODIC TEST -I	Ls 1- Let's know about Computers Ls 2- Parts of a Smart Machine- Computer	<u>ACTIVITY</u> (1) Paste the pictures of any two old tools, any two machines your mother use at home and any two machines that you see in your school. (2) Colour the picture of a computer given in the book (Colour all the parts as given instructions)
PERIODIC TEST -II (HALF YEARLY)	Ls 1- Let's know about Computers Ls 2- Parts of a Smart Machine- Computer Ls 3- Computer Mouse Ls 4- Computer Keyboard	<u>PRACTICAL/ Viva</u> 1. Parts of a Computer 2. Computer Keyboard
PERIODIC TEST -III	Ls 5- Typing on a Computer Ls 6-Draw and Colour on a Computer	<u>PRACTICAL</u> (1) Type your- Name, Class School (2) Draw a rectangle, a circle and colour it.
ANNUAL EXAM	Ls 2- Parts of a Smart Machine- Computer Ls 4- Computer Keyboard Ls 5- Typing on a Computer Ls 6-Draw and Colour on a Computer Ls 7- Introduction to the Internet and AI	<u>PRACTICAL</u> Draw and colour a star and type its name also.in MS Paint

SUBJECT: BANGLA

EXAM	LESSON NO. & NAME	ACTIVITY
PERIODIC TEST -I	1. स्वर वर्ण : अ-उ 2. Numbers in bangla ১-১০ (1-10) 3. Match the following letters. 4. Missing numbers in bangla. 5. Count and write numbers in bangla. 6. Writing practice in bangla letters.	1. Students have to identify the picture and write from which letter it starts.
PERIODIC TEST -II (HALF YEARLY)	1. स्वर वर्ण : अ-उ एवं व्यंजन वर्ण : क - ङ 2. Numbers in bangla ১-২০ (1-20) 3. Poem and word meaning "neel jole laal maach" 4. Match the following letters. 5. Missing numbers in bangla. 6. Count and write numbers in bangla. 7. Writing practice in bangla letters.	2. Students have to match the bangla letters to hindi letters.
PERIODIC TEST -III	1. অ-উ , ক - ঞ 2. Numbers in bangla ১-৩০ (1-30) 3. Match the following letters. 4. Missing numbers in bangla. 5. Count and write numbers in bangla. 6. Writing practice in bangla letters.	3. Students have to count the pictures and write the numbers in Bangla.

ANNUAL EXAM	<p>1. स्वर वर्ण एवं व्यंजन वर्ण : अ-न</p> <p>2. Numbers in bangla ১-৫০ (1-50)</p> <p>3. Poem and word meaning "micche kotha bolo na".</p> <p>4. Match the following letters.</p> <p>5. Missing numbers in bangla.</p> <p>6. Count and write numbers in bangla.</p> <p>7. Writing practice in bangla letters.</p>	4. Students have to write the missing letters in their notebook
-------------	--	---

SUBJECT: GENERAL KNOWLEDGE

EXAM	LESSON NO. & NAME
PERIODIC TEST – 2 (HALF YEARLY)	<p>1. Nature's nest (pg. no. 7 to 12)</p> <p>2. India infinite (pg. no. 13 to 18)</p> <p>3. Super science (pg. no. 19 to 25)</p> <p>4. Book worm (pg. no. 28 to 33)</p> <p>5. Wonder World (pg. no. 34 to 35)</p> <p>Fun Spot – The game of 3 (pg. no. 26 to 27)</p> <p>Model Test Paper 1 (pg. no. 60 to 61)</p> <p>Current Affairs</p>
ANNUAL EXAMINATION	<p>6. Wonder World (pg. no. 36 to 40)</p> <p>7. Sport light (pg. no. 41 to 46)</p> <p>8. Everyday skills (pg. no. 47 to 51)</p> <p>9. Mixed bag (pg. no. 52 to 55)</p> <p>10. Think tank (pg. no. 56 to 59)</p> <p>Model Test Paper 2 (pg. no. 62 to 63)</p> <p>News Recap (pg. no. 64)</p> <p>Current Affairs</p>

SUBJECT: VALUE EDUCATION

Exam	Lesson No. & Name
PERIODIC TEST – 2 (HALF YEARLY)	<p>1. My Body</p> <p>2. Good Touch, Bad Touch</p> <p>3. My Family</p> <p>4. My Routine</p> <p>Pledge, School Prayer</p>
ANNUAL EXAM	<p>5. Feelings</p> <p>6. Magic Words</p> <p>7. Uniqueness</p> <p>8. Strangers</p> <p>Pledge, School Prayer</p>

SUBJECT: MUSIC

EXAM	LESSON NO. & NAME
PERIODIC TEST –II (HALF YEARLY)	<ol style="list-style-type: none">1) हे शारदे मां (सरस्वती वंदना)2) विद्यालय गान3) चंदन है इस देश (देश गान)4) पापा कहते पढ़ना लिखना (बालगीत)5) आलो आमार आलो { Rabindra Sangeet }6) लगी पाठशाला मुन्नू की7) यशोदा का नंदलाला (बालगीत)
ANNUAL EXAM	<ol style="list-style-type: none">1. Clap your hand2. अलंकार- Theory and practical3. हमको मन की शक्ति देना (प्रार्थना)4. श्लोक या हिंदी बालगीत5. संगीत और उसके सात स्वर

SUBJECT: ART/ CRAFT

EXAM	LESSON NO. & NAME	
PERIODIC TEST –II (HALF YEARLY)	<ol style="list-style-type: none">1. Baby Dino2. Sleigh riding3. Thumb fruits4. Hill side house5. Crazy cat6. Fireworks7. Igloo8. Friends zone9. Juno the dog10. Duck face11. Castle Princess12. Pine tree13. Pear and Apple14. Hedgehog15. Rooster16. Aerial view17. Trolling snail18. Hen on eggs19. T For tiger	<u>CRAFT :-</u> <ol style="list-style-type: none">1) Colourful paper turtle2) Janmashtami Craft3) Mother's Day Card
ANNUAL EXAM	<ol style="list-style-type: none">1. Dancing butterflies2. A Rabbit3. A bird4. Lemon flowers5. Colour blending magic6. Desert land7. Jimmy8. The kite9. A Boat10. A Hat11. An Owl12. Impression flowers13. A Castle14. Hill Tree15. Cotton Flower16. Puzzled Fruits	<u>CRAFT:-</u> <ol style="list-style-type: none">1. Dussehra Craft2. Teachers' Day card3. Christmas craft

- | | | |
|--|---|--|
| | 17. Fork Flowers
18. Fish Club
19. 3D Pineapple | |
|--|---|--|

SUBJECT: PT / GAMES

EXAM	LESSON NO. & NAME
PERIODIC TEST –II (HALF YEARLY)	1. Basic exercise- jumping running head rotation shoulder rotation wrist rotation 2. P.T. Drill 3. Fun games-Down and UP,Ludo, Dodgeball,In and out,Ball passing 4. March Past –Stand at ease and attention, mark time march 5. Yoga Poses -Tadasana Trikonasana ,vajrasana, meditation
ANNUAL EXAM	(1) warm up exercise- jumping jogging, head rotation, Neck rotation, forward and backward bending. (2) Mass P.T. 1 to 16 Count. (3) Races- Frog Race, Rabbit Race (4) March Past –Stand at ease and attention, right turn (5) YogaSana- vajrasana Trikonasana, Tadasana, meditation (6) Fun game – Catch and throw, drop the handkerchief, in and out